



2013



### Round 3 : Queensland Raceway : June 14 - 16

### SUPERSPORT Qualifying 1

Date: 15/06/13  
 Event: Q02  
 Weather: Sunny - Temp: 16.3C  
 Track: Dry - Temp: 20.3C

Started at: 09:20:37  
 Laps: 30 Min  
 Starters: 25  
 Printed at: 9:55

### PROVISIONAL CLASSIFICATION

Pos	No	Gr	Name	Class	Machine	Fastest Lap	On Lap	Behind Prev	Behind Leader
1	78	B	Michael BLAIR (NSW) / Blairbuild / YRD / JoeGroot Civil / Finson		Yamaha YZF-R6	1:12.572	7 of 7		
2	59	B	Luke BURGESS (QLD) / Mackay Kawasaki / Kawasaki Aust. / Tomsey Racing / KMF		Kawasaki ZX6R	1:13.091	3 of 5	.519	.519
3	52	A	Ryan TAYLOR (VIC) / Pirelli / Motul / SW Racing / YRD		Yamaha YZF-R6	1:13.155	3 of 4	.064	.583
4	41	C	Aiden WAGNER (QLD) / YRD / XXX Rated Suspension / Wagner Soil Testing		Yamaha YZF-R6	1:13.373	17 of 18	.218	.801
5	83	B	Kyle BUCKLEY (QLD) / LAE Racing / XXX Rated Susp. / Motorcycle Accessory Shop		Yamaha YZF-R6	1:13.425	4 of 4	.052	.853
6	2	A	Daniel FALZON (SA) / Caterpillar / EPSA / Yamaha		Yamaha YZF-R6	1:13.657	4 of 5	.232	1.085
7	82	A	Chris QUINN (NSW) / Coopers Pale Ale / Holmes Extractive Resources		Yamaha YZF-R6	1:13.676	4 of 4	.019	1.104
8	49	A	Brendan CLARKE (QLD) / Champion's Ride Days / Child's Dream		Honda CBR RR	1:13.725	8 of 8	.049	1.153
9	65	C	Hudson PITT (SA) / CM Racing / All Bake Services / Underground Designs		Suzuki GSX-R	1:13.772	12 of 12	.047	1.200
10	50	B	Callum SPRIGGS (QLD) / YRD / Allsite Concrete Cutting / XXX Rated Suspension		Yamaha YZF-R6	1:13.809	5 of 10	.037	1.237
11	96	A	Aaron GOBERT (NSW) / WNR Kawasaki / Dunlop / Alpinestars / Bell Helmets / Dyno Test		Kawasaki ZX6R	1:13.853	6 of 11	.044	1.281
12	69	A	Michael LOCKART (NSW) / EPL International / Amorini / Armstrong Consulting / Kawasaki		Kawasaki ZX6R	1:14.093	16 of 16	.240	1.521
13	58	B	Anthony QUINN (NSW) / Coopers Pale Ale Yamaha / Holmes Extractive Resources		Yamaha YZF-R6	1:14.126	8 of 13	.033	1.554
14	73	C	Anthony JONES (QLD) / XX Rated Suspension / Race Art		Yamaha YZF-R6	1:14.133	13 of 18	.007	1.561
15	43		Alastair HOOGENBOEZEM (NZ) / Cube Racing / Australian Outdoor Living / Leda / Weld West		Suzuki GSX-R	1:14.348	11 of 11	.215	1.776
16	64	B	Aaron MORRIS (NSW) / Maxima Yamaha / Ohlins / Arrow / Pirelli / RK Chains / Bell		Yamaha YZF-R6	1:14.360	7 of 11	.012	1.788


Chief Time Keeper - Scott Laing

Clerk of Course - Tom Williams



Computime Race Timing Systems Pty Ltd © 1996  
 Licensed to Computime Race Timing Systems  
[www.computime.com.au](http://www.computime.com.au)

**COMPUTIME RACE TIMING SYSTEMS PTY LTD**  
 9 Timber Lane, Glen Waverley, Vic 3150. Ph : 0418 17 13 17  
 E-mail : [scott@computime.com.au](mailto:scott@computime.com.au)





2013



# Round 3 : Queensland Raceway : June 14 - 16

## SUPERSPORT Qualifying 1

Date: 15/06/13  
Event: Q02  
Weather: Sunny - Temp: 16.3C  
Track: Dry - Temp: 20.3C

Started at: 09:20:37  
Laps: 30 Min  
Starters: 25  
Printed at: 9:55

### PROVISIONAL CLASSIFICATION

Pos	No	Gr	Name	Class	Machine	Fastest Lap	On Lap	Behind Prev	Behind Leader
17	91	C	Luke MARTIN (QLD) / Race Art Australia / Micks Fix Leather Repairs / Rhok Helmets		Yamaha YZF-R6	1:14.495	12 of 17	.135	1.923
18	84	C	Thomas BRYDEN (NSW)		Yamaha YZF-R6	1:14.616	9 of 16	.121	2.044
19	24	C	Daniel MAYES (QLD)		Suzuki GSX-R	1:15.227	12 of 16	.611	2.655
20	68	C	Mitch LEVY (NSW) / Racers Edge Performance / Pirelli / Motul		Suzuki GSX-R	1:15.280	17 of 19	.053	2.708
21	99	D	Miguel BAKER (QLD) / Champions Ride Days / Child's Dream		Honda CBR RR	1:15.662	10 of 18	.382	3.090
22	85	C	Jarrold KOPPE (QLD) / Future Sport M-cycles / Renault / TP Human Capital Renault		Suzuki GSX-R	1:16.729	14 of 17	1.067	4.157
23	53	B	Mason COOTE (VIC) / DynoVerks Racing / MSC Safe Co / Radmix		Yamaha YZF-R6	1:16.774	9 of 14	.045	4.202
24	97	C	Joshua CUMING (QLD) / Fosters Ace / Arjotto Repairs / Burdikem Height Alert		Yamaha YZF-R6	1:17.454	12 of 14	.680	4.882
25	32	D	David ROUGHLEY (QLD) / Lismore M-cycles / Tyres For Bikes / Mick's Fix / Arlen Ness		Yamaha YZF-R6	1:18.947	16 of 21	1.493	6.375

Current qualifying record for SS class - 1:11.340 by Jamie STAUFFER (NSW) on a Yamaha YZF-R6 set on 30/05/09

\*\*\* ALL RIDERS QUALIFY / TOP 13 RIDERS PROGRESS TO SUPERPOLE \*\*\*

The results are provisional until the end of the time limit for protests and appeals.

Chief Time Keeper - Scott Laing

Clerk of Course - Tom Williams




Computime Race Timing Systems Pty Ltd © 1996  
Licensed to Computime Race Timing Systems

[www.computime.com.au](http://www.computime.com.au)

**COMPUTIME RACE TIMING SYSTEMS PTY LTD**

9 Timber Lane, Glen Waverley, Vic 3150. Ph : 0418 17 13 17

E-mail : [scott@computime.com.au](mailto:scott@computime.com.au)





2013

**Round 3 : Queensland Raceway : June 14 - 16****SUPERSPORT  
Qualifying 1**Date: 15/06/13  
Event: Q02  
Weather: Sunny - Temp: 16.3C  
Track: Dry - Temp: 20.3CStarted at: 09:20:37  
Laps: 30 Min  
Starters: 25  
Printed at: 9:55**PROVISIONAL LAP TIMES**


No	Name	Lap 1	Lap 2	Lap 3	Lap 4	Lap 5	Lap 6	Lap 7	Lap 8	Lap 9	Lap 10
2	Daniel FALZON (SA)	1:34.449	1:19.450	1:30.874	<b>1:13.657</b>	2:22.237					
24	Daniel MAYES (QLD)	1:39.859	1:19.680	1:19.443	1:18.338	1:16.868	1:16.525	5:27.056	1:38.337	1:16.196	1:15.926
		10	1:15.292	<b>1:15.227</b>	1:15.390	3:09.749	1:31.014	1:16.373			
32	David ROUGHLEY (QLD)	1:39.902	1:21.190	1:21.301	1:20.177	1:20.012	1:19.824	1:18.950	1:19.656	1:19.478	1:19.500
		10	1:19.559	1:19.694	1:19.224	1:19.286	1:19.632	<b>1:18.947</b>	1:19.224	1:19.411	1:19.580
		20	1:20.691								
41	Aiden WAGNER (QLD)	1:32.587	1:16.935	1:14.857	1:14.779	1:14.285	1:14.068	2:50.985	1:25.262	1:14.097	1:13.942
		10	1:14.724	1:14.126	2:43.494	1:25.487	1:14.241	1:14.198	<b>1:13.373</b>	1:13.898	
43	Alastair HOOGENBOEZEM (NZ)	1:42.308	1:16.921	1:15.148	1:14.973	1:15.141	10:06.904	1:29.731	1:14.963	1:14.469	1:14.576
		10	<b>1:14.348</b>								
49	Brendan CLARKE (QLD)	1:40.500	1:19.459	1:16.208	1:15.918	1:14.099	1:14.212	1:14.059	<b>1:13.725</b>		
50	Callum SPRIGGS (QLD)	1:35.125	1:17.124	1:14.627	1:13.954	<b>1:13.809</b>	1:14.620	7:54.395	1:29.421	1:13.916	1:13.816
52	Ryan TAYLOR (VIC)	1:27.997	1:13.817	<b>1:13.155</b>	1:13.466						
53	Mason COOTE (VIC)	1:37.909	1:20.538	1:18.883	1:18.430	1:18.058	3:21.654	1:32.398	1:18.132	<b>1:16.774</b>	1:16.814
		10	1:16.855	3:42.169	1:37.805	1:18.036					
58	Anthony QUINN (NSW)	1:51.597	1:20.036	1:15.560	1:14.579	2:57.660	1:28.209	1:14.237	<b>1:14.126</b>	1:48.899	1:19.938
		10	1:15.332	1:20.205	1:26.893						
59	Luke BURGESS (QLD)	1:38.834	3:04.540	<b>1:13.091</b>	1:13.418	17:52.050					
64	Aaron MORRIS (NSW)	1:32.551	2:34.039	1:30.350	1:15.227	2:44.870	1:25.383	<b>1:14.360</b>	13:31.430	2:28.244	1:25.118
		10	1:14.697								
65	Hudson PITT (SA)	1:41.265	1:17.355	1:15.479	1:14.625	1:14.762	1:14.818	1:14.803	5:23.630	1:35.509	1:14.851
		10	1:14.016	<b>1:13.772</b>							
68	Mitch LEVY (NSW)	1:33.859	1:19.259	1:16.972	1:15.772	1:16.135	1:16.223	2:37.343	1:27.661	1:16.328	1:15.643
		10	1:15.805	1:15.473	3:53.254	1:31.438	1:17.008	1:15.907	<b>1:15.280</b>	1:15.984	1:16.421
69	Michael LOCKART (NSW)	1:46.325	1:23.730	1:19.815	1:17.127	1:15.642	1:15.321	4:18.455	1:35.457	1:16.654	1:15.166
		10	2:18.056	1:32.739	1:15.619	1:14.663	1:14.804	<b>1:14.093</b>			
73	Anthony JONES (QLD)	1:38.121	1:17.565	1:15.867	1:15.321	1:15.091	1:15.882	1:15.209	1:14.656	1:15.206	1:14.674
		10	1:14.483	1:14.891	<b>1:14.133</b>	1:14.665	1:15.701	1:14.755	1:14.873	1:15.057	
78	Michael BLAIR (NSW)	1:31.054	1:15.317	1:14.236	1:13.075	1:12.909	1:12.853	<b>1:12.572</b>			
82	Chris QUINN (NSW)	1:52.231	1:18.219	1:13.875	<b>1:13.676</b>						
83	Kyle BUCKLEY (QLD)	1:31.417	1:16.113	1:14.140	<b>1:13.425</b>						
84	Thomas BRYDEN (NSW)	1:42.991	1:20.473	1:17.991	1:16.731	1:16.204	1:16.420	1:16.151	1:14.755	<b>1:14.616</b>	1:14.774
		10	2:28.237	1:28.655	5:22.804	1:38.872	1:16.821	1:17.346			

Chief Time Keeper - Scott Laing

Clerk of Course - Tom Williams



Computime Race Timing Systems Pty Ltd © 1996  
 Licensed to Computime Race Timing Systems  
**www.computime.com.au**  
**COMPUTIME RACE TIMING SYSTEMS PTY LTD**  
 9 Timber Lane, Glen Waverley, Vic 3150. Ph : 0418 17 13 17  
 E-mail : scott@computime.com.au







2013



### Round 3 : Queensland Raceway : June 14 - 16

### SUPERSPORT Qualifying 1

Date: 15/06/13  
Event: Q02  
Weather: Sunny - Temp: 16.3C  
Track: Dry - Temp: 20.3C

Started at: 09:20:37  
Laps: 30 Min  
Starters: 25  
Printed at: 9:55

### PROVISIONAL LAP TIMES

No	Name	Lap 1	Lap 2	Lap 3	Lap 4	Lap 5	Lap 6	Lap 7	Lap 8	Lap 9	Lap 10
85	Jarrold KOPPE (QLD)	1:37.808	1:19.360	1:17.631	1:17.515	1:17.715	1:17.373	1:16.823	4:50.845	1:35.143	1:18.126
	10	1:17.982	1:17.288	1:17.425	<b>1:16.729</b>	1:16.788	1:17.345	1:18.987			
91	Luke MARTIN (QLD)	1:40.957	1:15.665	1:14.870	1:15.006	2:15.335	1:30.115	1:15.224	2:24.606	1:28.158	1:14.641
	10	1:15.864	<b>1:14.495</b>	1:24.845	1:14.770	2:43.708	1:28.934	1:16.927			
96	Aaron GOBERT (NSW)	1:33.691	1:16.887	1:16.226	1:14.615	1:14.120	<b>1:13.853</b>	14:19.718	1:31.968	1:15.608	1:14.081
	10	1:13.910									
97	Joshua CUMING (QLD)	1:35.360	1:19.597	1:18.508	1:18.070	1:18.968	1:17.995	1:17.972	2:26.104	1:28.956	2:50.912
	10	1:29.581	<b>1:17.454</b>	1:17.532	1:17.614						
99	Miguel BAKER (QLD)	1:37.172	1:21.349	1:18.951	1:17.296	1:17.243	1:16.643	1:16.834	1:16.363	1:16.265	<b>1:15.662</b>
	10	1:16.440	1:16.498	1:15.965	1:15.948	1:16.330	1:16.823	1:16.201	1:16.433		

\*\*\* ALL RIDERS QUALIFY / TOP 13 RIDERS PROGRESS TO SUPERPOLE \*\*\*

The results are provisional until the end of the time limit for protests and appeals.


Chief Time Keeper - Scott Laing

Clerk of Course - Tom Williams



Computime Race Timing Systems Pty Ltd © 1996  
Licensed to Computime Race Timing Systems  
[www.computime.com.au](http://www.computime.com.au)

**COMPUTIME RACE TIMING SYSTEMS PTY LTD**  
9 Timber Lane, Glen Waverley, Vic 3150. Ph : 0418 17 13 17  
E-mail : [scott@computime.com.au](mailto:scott@computime.com.au)





2013



# Round 3 : Queensland Raceway : June 14 - 16

## SUPERSPORT Qualifying 1

Date: 15/06/13  
Event: Q02  
Weather: Sunny - Temp: 16.3C  
Track: Dry - Temp: 20.3C

Started at: 09:20:37  
Laps: 30 Min  
Starters: 25  
Printed at: 9:55

### PROVISIONAL SPLIT TIMES


Lap	Split 1	Split 2	Split 3	Lap Time	Lap	Split 1	Split 2	Split 3	Lap Time
<b>2 Daniel FALZON (SA) (6th)</b>					<b>68 Mitch LEVY (NSW) (20th)</b>				
1	38.986	37.020	18.443	1:34.449	1	39.807	35.638	18.414	1:33.859
2	26.287	34.345	18.818	1:19.450	2	26.221	35.167	17.871	1:19.259
3	24.910	47.882	18.082	1:30.874	3	25.619	33.845	17.508	1:16.972
4	<u>24.485</u>	<u>31.940</u>	<u>17.232</u>	<u>1:13.657</u>	4	25.203	33.305	<u>17.264</u>	1:15.772
5	28.264	36.472	1:17.501	2:22.237	5	<u>25.094</u>	33.426	17.615	1:16.135
<b>24 Daniel MAYES (QLD) (19th)</b>					6	25.227	33.234	17.762	1:16.223
1	42.533	38.592	18.734	1:39.859	7	25.400	33.428	1:38.515	2:37.343
2	26.309	35.338	18.033	1:19.680	8	36.078	34.009	17.574	1:27.661
3	26.111	35.704	17.628	1:19.443	9	25.303	33.607	17.418	1:16.328
4	26.010	34.560	17.768	1:18.338	10	25.193	33.138	17.312	1:15.643
5	25.520	33.961	17.387	1:16.868	11	25.339	33.033	17.433	1:15.805
6	25.366	33.853	17.306	1:16.525	12	25.196	32.860	17.417	1:15.473
7	28.373	38.089	4:20.594	5:27.056	13	25.134	33.159	2:54.961	3:53.254
8	45.589	34.827	17.921	1:38.337	14	37.628	35.605	18.205	1:31.438
9	25.505	33.502	17.189	1:16.196	15	25.738	33.488	17.782	1:17.008
10	25.311	33.450	17.165	1:15.926	16	25.477	33.049	17.381	1:15.907
11	25.159	33.013	<u>17.120</u>	1:15.292	17	25.301	<u>32.674</u>	17.305	<u>1:15.280</u>
12	<u>25.075</u>	33.019	17.133	<u>1:15.227</u>	18	25.539	33.008	17.437	1:15.984
13	25.178	<u>32.994</u>	17.218	1:15.390	19	25.339	33.743	17.339	1:16.421
14	30.184	40.273	1:59.292	3:09.749	<b>69 Michael LOCKART (NSW) (12th)</b>				
15	39.221	34.218	17.575	1:31.014	1	40.851	40.231	25.243	1:46.325
16	25.499	33.481	17.393	1:16.373	2	27.615	37.296	18.819	1:23.730
<b>32 David ROUGHLEY (QLD) (25th)</b>					3	26.636	35.063	18.116	1:19.815
1	43.814	37.330	18.758	1:39.902	4	25.979	33.561	17.587	1:17.127
2	26.820	35.899	18.471	1:21.190	5	25.570	32.782	17.290	1:15.642
3	26.699	36.000	18.602	1:21.301	6	25.011	32.895	17.415	1:15.321
4	26.276	35.223	18.678	1:20.177	7	30.302	35.561	3:12.592	4:18.455
5	26.512	34.929	18.571	1:20.012	8	40.471	35.776	19.210	1:35.457
6	26.507	35.107	18.210	1:19.824	9	26.166	33.128	17.360	1:16.654
7	<u>26.081</u>	34.764	18.105	1:18.950	10	25.204	32.798	17.164	1:15.166
8	26.169	34.970	18.517	1:19.656	11	25.290	35.455	1:17.311	2:18.056
9	26.319	35.166	17.993	1:19.478	12	37.634	37.768	17.337	1:32.739
10	26.234	35.201	18.065	1:19.500	13	25.228	33.046	17.345	1:15.619
11	26.394	34.945	18.220	1:19.559	14	25.080	32.381	17.202	1:14.663
12	26.258	35.246	18.190	1:19.694	15	25.034	32.581	17.189	1:14.804
13	26.388	34.870	17.966	1:19.224	16	<u>24.956</u>	<u>32.133</u>	<u>17.004</u>	<u>1:14.093</u>
14	26.325	35.053	<u>17.908</u>	1:19.286	<b>73 Anthony JONES (QLD) (14th)</b>				
15	26.520	35.181	17.931	1:19.632	1	42.619	36.865	18.637	1:38.121

*Scott Laing*  
Chief Time Keeper - Scott Laing

*Tom Williams*  
Clerk of Course - Tom Williams



Computime Race Timing Systems Pty Ltd © 1996  
Licensed to Computime Race Timing Systems  
[www.computime.com.au](http://www.computime.com.au)  
**COMPUTIME RACE TIMING SYSTEMS PTY LTD**  
9 Timber Lane, Glen Waverley, Vic 3150. Ph : 0418 17 13 17  
E-mail : [scott@computime.com.au](mailto:scott@computime.com.au)





2013



# Round 3 : Queensland Raceway : June 14 - 16

## SUPERSPORT Qualifying 1

Date: 15/06/13  
Event: Q02  
Weather: Sunny - Temp: 16.3C  
Track: Dry - Temp: 20.3C

Started at: 09:20:37  
Laps: 30 Min  
Starters: 25  
Printed at: 9:55

### PROVISIONAL SPLIT TIMES


Lap	Split 1	Split 2	Split 3	Lap Time	Lap	Split 1	Split 2	Split 3	Lap Time
16	26.282	<u>34.572</u>	18.093	<u>1:18.947</u>	2	25.829	34.081	17.655	1:17.565
17	26.415	34.787	18.022	1:19.224	3	25.238	33.228	17.401	1:15.867
18	26.328	35.155	17.928	1:19.411	4	24.977	33.067	17.277	1:15.321
19	26.424	35.128	18.028	1:19.580	5	25.012	32.756	17.323	1:15.091
20	26.546	35.425	18.291	1:20.262	6	24.771	33.743	17.368	1:15.882
21	26.971	35.168	18.552	1:20.691	7	<u>24.597</u>	33.381	17.231	1:15.209
					8	24.892	32.673	17.091	1:14.656
					9	24.784	32.961	17.461	1:15.206
<b>41 Aiden WAGNER (QLD) (4th)</b>					10	24.799	32.786	17.089	1:14.674
1	38.824	35.758	18.005	1:32.587	11	24.897	32.481	17.105	1:14.483
2	26.265	33.280	17.390	1:16.935	12	24.975	32.703	17.213	1:14.891
3	25.013	32.750	17.094	1:14.857	13	24.797	<u>32.363</u>	<u>16.973</u>	<u>1:14.133</u>
4	24.953	32.695	17.131	1:14.779	14	24.937	32.744	16.984	1:14.665
5	24.887	32.370	17.028	1:14.285	15	25.634	32.697	17.370	1:15.701
6	24.795	32.272	17.001	1:14.068	16	25.151	32.595	17.009	1:14.755
7	<u>24.584</u>	34.650	1:51.751	2:50.985	17	24.925	32.709	17.239	1:14.873
8	35.274	32.883	17.105	1:25.262	18	25.284	32.553	17.220	1:15.057
9	24.759	32.457	16.881	1:14.097					
10	24.757	32.040	17.145	1:13.942	<b>78 Michael BLAIR (NSW) (1st)</b>				
11	25.369	32.499	16.856	1:14.724	1	38.635	34.884	17.535	1:31.054
12	24.770	32.347	17.009	1:14.126	2	24.965	32.948	17.404	1:15.317
13	29.032	41.724	1:32.738	2:43.494	3	24.988	32.383	16.865	1:14.236
14	35.592	32.795	17.100	1:25.487	4	24.400	32.040	16.635	1:13.075
15	24.822	32.407	17.012	1:14.241	5	24.445	31.804	16.660	1:12.909
16	24.803	32.198	17.197	1:14.198	6	24.426	31.730	16.697	1:12.853
17	24.656	<u>31.962</u>	<u>16.755</u>	<u>1:13.373</u>	7	<u>24.312</u>	<u>31.631</u>	<u>16.629</u>	<u>1:12.572</u>
18	24.981	32.046	16.871	1:13.898					
<b>43 Alastair HOOGENBOEZEM (NZ) (15th)</b>					<b>82 Chris QUINN (NSW) (7th)</b>				
1	47.444	36.136	18.728	1:42.308	1	46.928	45.746	19.557	1:52.231
2	25.954	33.418	17.549	1:16.921	2	26.996	34.071	17.152	1:18.219
3	25.343	32.609	17.196	1:15.148	3	24.855	<u>32.327</u>	16.693	1:13.875
4	25.224	32.584	17.165	1:14.973	4	<u>24.757</u>	32.353	<u>16.566</u>	<u>1:13.676</u>
5	25.024	32.939	17.178	1:15.141	<b>83 Kyle BUCKLEY (QLD) (5th)</b>				
6	25.464	33.427	9:08.013	10:06.904	1	37.844	35.631	17.942	1:31.417
7	38.148	33.817	17.766	1:29.731	2	25.607	33.518	16.988	1:16.113
8	25.260	32.602	17.101	1:14.963	3	24.460	32.709	16.971	1:14.140
9	25.151	<u>32.245</u>	<u>17.073</u>	1:14.469	4	<u>24.425</u>	<u>32.173</u>	<u>16.827</u>	<u>1:13.425</u>
10	25.204	32.286	17.086	1:14.576	<b>84 Thomas BRYDEN (NSW) (18th)</b>				
11	<u>25.017</u>	32.252	17.079	<u>1:14.348</u>	1	44.481	39.051	19.459	1:42.991
<b>49 Brendan CLARKE (QLD) (8th)</b>									

*Scott Laing*  
Chief Time Keeper - Scott Laing

*Tom Williams*  
Clerk of Course - Tom Williams



Computime Race Timing Systems Pty Ltd © 1996  
Licensed to Computime Race Timing Systems  
[www.computime.com.au](http://www.computime.com.au)  
**COMPUTIME RACE TIMING SYSTEMS PTY LTD**  
9 Timber Lane, Glen Waverley, Vic 3150. Ph : 0418 17 13 17  
E-mail : [scott@computime.com.au](mailto:scott@computime.com.au)







2013



# Round 3 : Queensland Raceway : June 14 - 16

## SUPERSPORT Qualifying 1

Date: 15/06/13  
Event: Q02  
Weather: Sunny - Temp: 16.3C  
Track: Dry - Temp: 20.3C

Started at: 09:20:37  
Laps: 30 Min  
Starters: 25  
Printed at: 9:55

### PROVISIONAL SPLIT TIMES


Lap	Split 1	Split 2	Split 3	Lap Time	Lap	Split 1	Split 2	Split 3	Lap Time
1	41.150	37.121	22.229	1:40.500	2	27.114	35.367	17.992	1:20.473
2	26.351	35.076	18.032	1:19.459	3	25.626	34.746	17.619	1:17.991
3	25.187	33.481	17.540	1:16.208	4	25.198	34.178	17.355	1:16.731
4	24.905	33.837	17.176	1:15.918	5	25.054	33.303	17.847	1:16.204
5	24.687	32.550	<u>16.862</u>	1:14.099	6	25.195	33.487	17.738	1:16.420
6	<u>24.536</u>	32.701	16.975	1:14.212	7	25.439	33.520	17.192	1:16.151
7	24.570	32.467	17.022	1:14.059	8	<u>24.798</u>	32.881	<u>17.076</u>	1:14.755
8	24.602	<u>32.252</u>	16.871	<u>1:13.725</u>	9	24.857	<u>32.627</u>	17.132	<u>1:14.616</u>
					10	24.930	32.739	17.105	1:14.774
					11	26.057	36.111	1:26.069	2:28.237
					12	37.666	33.829	17.160	1:28.655
					13	24.926	32.810	4:25.068	5:22.804
					14	45.130	35.771	17.971	1:38.872
					15	26.179	33.313	17.329	1:16.821
					16	26.061	33.908	17.377	1:17.346
<b>50 Callum SPRIGGS (QLD) (10th)</b>					<b>85 Jarrod KOPPE (QLD) (22th)</b>				
1	41.468	35.790	17.867	1:35.125	1	42.132	37.340	18.336	1:37.808
2	26.305	33.551	17.268	1:17.124	2	26.075	35.172	18.113	1:19.360
3	24.972	32.697	16.958	1:14.627	3	25.692	34.232	17.707	1:17.631
4	24.571	32.413	16.970	1:13.954	4	25.559	34.283	17.673	1:17.515
5	24.628	32.344	<u>16.837</u>	<u>1:13.809</u>	5	25.587	34.519	17.609	1:17.715
6	<u>24.466</u>	33.063	17.091	1:14.620	6	25.555	34.149	17.669	1:17.373
7	24.797	33.451	6:56.147	7:54.395	7	25.538	33.987	<u>17.298</u>	1:16.823
8	38.586	33.639	17.196	1:29.421	8	25.611	35.242	3:49.992	4:50.845
9	24.863	32.188	16.865	1:13.916	9	42.634	34.522	17.987	1:35.143
10	24.766	<u>32.185</u>	16.865	1:13.816	10	26.057	34.427	17.642	1:18.126
<b>52 Ryan TAYLOR (VIC) (3rd)</b>					11	26.099	34.281	17.602	1:17.982
1	37.331	33.561	17.105	1:27.997	12	25.591	34.178	17.519	1:17.288
2	24.816	32.156	16.845	1:13.817	13	25.519	34.292	17.614	1:17.425
3	24.544	<u>31.910</u>	<u>16.701</u>	<u>1:13.155</u>	14	<u>25.381</u>	33.863	17.485	<u>1:16.729</u>
4	<u>24.428</u>	32.037	17.001	1:13.466	15	25.485	<u>33.728</u>	17.575	1:16.788
<b>53 Mason COOTE (VIC) (23th)</b>					16	25.671	33.931	17.743	1:17.345
1	41.741	37.411	18.757	1:37.909	17	25.899	34.342	18.746	1:18.987
2	27.374	35.135	18.029	1:20.538					
3	26.820	34.345	17.718	1:18.883					
4	26.548	34.063	17.819	1:18.430					
5	26.230	34.186	17.642	1:18.058					
6	26.773	37.086	2:17.795	3:21.654					
7	40.850	33.786	17.762	1:32.398					
8	26.237	34.173	17.722	1:18.132					
9	26.080	33.305	<u>17.389</u>	<u>1:16.774</u>					
10	<u>25.805</u>	33.488	17.521	1:16.814					
11	26.137	<u>33.276</u>	17.442	1:16.855					
12	25.986	33.974	2:42.209	3:42.169					
13	44.958	34.990	17.857	1:37.805					

*Scott Laing*  
Chief Time Keeper - Scott Laing

*Tom Williams*  
Clerk of Course - Tom Williams



Computime Race Timing Systems Pty Ltd © 1996  
Licensed to Computime Race Timing Systems  
[www.computime.com.au](http://www.computime.com.au)  
**COMPUTIME RACE TIMING SYSTEMS PTY LTD**  
9 Timber Lane, Glen Waverley, Vic 3150. Ph : 0418 17 13 17  
E-mail : [scott@computime.com.au](mailto:scott@computime.com.au)





2013



# Round 3 : Queensland Raceway : June 14 - 16

## SUPERSPORT Qualifying 1

Date: 15/06/13  
Event: Q02  
Weather: Sunny - Temp: 16.3C  
Track: Dry - Temp: 20.3C

Started at: 09:20:37  
Laps: 30 Min  
Starters: 25  
Printed at: 9:55

### PROVISIONAL SPLIT TIMES

Lap	Split 1	Split 2	Split 3	Lap Time	Lap	Split 1	Split 2	Split 3	Lap Time
14	26.332	33.645	18.059	1:18.036	6	39.190	33.624	17.301	1:30.115
					7	25.148	32.693	17.383	1:15.224
<b>58 Anthony QUINN (NSW) (13th)</b>					8	25.730	35.380	1:23.496	2:24.606
1	45.444	46.069	20.084	1:51.597	9	38.196	32.868	<u>17.094</u>	1:28.158
2	26.801	35.130	18.105	1:20.036	10	24.881	32.284	17.476	1:14.641
3	25.441	33.066	17.053	1:15.560	11	24.981	33.553	17.330	1:15.864
4	25.046	32.597	16.936	1:14.579	12	25.044	<u>32.178</u>	17.273	<u>1:14.495</u>
5	<u>24.955</u>	1:08.012	1:24.693	2:57.660	13	27.324	37.691	19.830	1:24.845
6	37.427	33.657	17.125	1:28.209	14	25.182	32.402	17.186	1:14.770
7	25.127	32.269	<u>16.841</u>	1:14.237	15	<u>24.737</u>	32.705	1:46.266	2:43.708
8	24.999	<u>32.226</u>	16.901	<u>1:14.126</u>	16	38.786	32.911	17.237	1:28.934
9	25.176	1:04.685	19.038	1:48.899	17	25.033	34.589	17.305	1:16.927
10	27.195	35.492	17.251	1:19.938					
11	25.429	32.820	17.083	1:15.332	<b>96 Aaron GOBERT (NSW) (11th)</b>				
12	25.510	37.357	17.338	1:20.205	1	39.146	36.579	17.966	1:33.691
13	29.089	40.405	17.399	1:26.893	2	25.814	33.597	17.476	1:16.887
<b>59 Luke BURGESS (QLD) (2nd)</b>					3	24.999	33.239	17.988	1:16.226
1	44.675	36.446	17.713	1:38.834	4	24.876	32.716	17.023	1:14.615
2	2:14.199	33.397	16.944	3:04.540	5	24.812	32.353	16.955	1:14.120
3	24.573	<u>31.996</u>	<u>16.522</u>	<u>1:13.091</u>	6	<u>24.580</u>	32.355	<u>16.918</u>	<u>1:13.853</u>
4	<u>24.388</u>	32.421	16.609	1:13.418	7	26.174	35.283	13:18.261	14:19.718
5	29.732	35.948	16:46.370	17:52.050	8	38.313	34.539	19.116	1:31.968
<b>64 Aaron MORRIS (NSW) (16th)</b>					9	25.548	33.018	17.042	1:15.608
1	39.091	35.486	17.974	1:32.551	10	24.662	32.450	16.969	1:14.081
2	25.989	33.439	1:34.611	2:34.039	11	24.650	<u>32.295</u>	16.965	1:13.910
3	38.976	33.896	17.478	1:30.350	<b>97 Joshua CUMING (QLD) (24th)</b>				
4	25.288	32.702	17.237	1:15.227	1	39.382	37.155	18.823	1:35.360
5	25.829	33.992	1:45.049	2:44.870	2	26.733	34.829	18.035	1:19.597
6	35.471	32.806	17.106	1:25.383	3	26.425	34.227	17.856	1:18.508
7	<u>25.003</u>	<u>32.349</u>	<u>17.008</u>	<u>1:14.360</u>	4	26.280	33.925	17.865	1:18.070
8	26.107	38.959	12:26.364	13:31.430	5	26.227	33.921	18.820	1:18.968
9	37.509	33.673	1:17.062	2:28.244	6	26.243	33.900	17.852	1:17.995
10	35.471	32.528	17.119	1:25.118	7	26.186	33.689	18.097	1:17.972
11				1:14.697	8	<u>25.883</u>	35.398	1:24.823	2:26.104
<b>65 Hudson PITT (SA) (9th)</b>					9	36.749	34.061	18.146	1:28.956
1	45.386	37.580	18.299	1:41.265	10	26.286	34.080	1:50.546	2:50.912
2	26.016	33.830	17.509	1:17.355	11	37.248	34.423	17.910	1:29.581
3	24.948	33.207	17.324	1:15.479	12	26.103	<u>33.549</u>	17.802	<u>1:17.454</u>
					13	26.115	33.660	<u>17.757</u>	1:17.532
					14	25.987	33.698	17.929	1:17.614

Chief Time Keeper - Scott Laing

Clerk of Course - Tom Williams




Computime Race Timing Systems Pty Ltd © 1996  
Licensed to Computime Race Timing Systems

[www.computime.com.au](http://www.computime.com.au)

COMPUTIME RACE TIMING SYSTEMS PTY LTD

9 Timber Lane, Glen Waverley, Vic 3150. Ph : 0418 17 13 17

E-mail : [scott@computime.com.au](mailto:scott@computime.com.au)







2013



# Round 3 : Queensland Raceway : June 14 - 16

## SUPERSPORT Qualifying 1

Date: 15/06/13  
Event: Q02  
Weather: Sunny - Temp: 16.3C  
Track: Dry - Temp: 20.3C

Started at: 09:20:37  
Laps: 30 Min  
Starters: 25  
Printed at: 9:55

### PROVISIONAL SPLIT TIMES

Lap	Split 1	Split 2	Split 3	Lap Time	Lap	Split 1	Split 2	Split 3	Lap Time
4	24.974	32.664	16.987	1:14.625					
5	24.772	32.944	17.046	1:14.762					
6	<b>24.689</b>	32.964	17.165	1:14.818					
7	25.150	32.562	17.091	1:14.803					
8	26.130	34.967	4:22.533	5:23.630					
9	43.578	34.365	17.566	1:35.509					
10	25.110	32.738	17.003	1:14.851					
11	24.803	32.277	16.936	1:14.016					
12	24.726	<b>32.126</b>	<b>16.920</b>	<b>1:13.772</b>					
<b>99 Miguel BAKER (QLD) (21th)</b>									
					1	40.781	37.649	18.742	1:37.172
					2	26.737	36.448	18.164	1:21.349
					3	26.105	34.892	17.954	1:18.951
					4	25.619	33.899	17.778	1:17.296
					5	25.703	33.859	17.681	1:17.243
					6	25.465	33.606	17.572	1:16.643
					7	25.478	33.655	17.701	1:16.834
					8	25.465	33.587	17.311	1:16.363
					9	25.314	33.571	17.380	1:16.265
					10	<b>25.160</b>	<b>33.185</b>	17.317	<b>1:15.662</b>
					11	25.312	33.831	<b>17.297</b>	1:16.440
					12	25.514	33.593	17.391	1:16.498
					13	25.174	33.443	17.348	1:15.965
					14	25.223	33.231	17.494	1:15.948
					15	25.525	33.433	17.372	1:16.330
					16	25.242	33.888	17.693	1:16.823
					17	<b>25.160</b>	33.633	17.408	1:16.201
					18	25.378	33.445	17.610	1:16.433

\*\*\* ALL RIDERS QUALIFY / TOP 13 RIDERS PROGRESS TO SUPERPOLE \*\*\*

The results are provisional until the end of the time limit for protests and appeals.


Chief Time Keeper - Scott Laing

Clerk of Course - Tom Williams



Computime Race Timing Systems Pty Ltd © 1996  
Licensed to Computime Race Timing Systems  
[www.computime.com.au](http://www.computime.com.au)

**COMPUTIME RACE TIMING SYSTEMS PTY LTD**  
9 Timber Lane, Glen Waverley, Vic 3150. Ph : 0418 17 13 17  
E-mail : [scott@computime.com.au](mailto:scott@computime.com.au)





2013



# Round 3 : Queensland Raceway : June 14 - 16

## SUPERSPORT Qualifying 1

Date: 15/06/13  
Event: Q02  
Weather: Sunny - Temp: 16.3C  
Track: Dry - Temp: 20.3C

Started at: 09:20:37  
Laps: 30 Min  
Starters: 25  
Printed at: 9:55

### PROVISIONAL FASTEST LAPS SEQUENCE

Race Time	No	Name	Machine	Fastest Lap	On Lap
2:18.470	64	Aaron MORRIS (NSW)	Yamaha YZF-R6	1:32.551	1
3:13.163	83	Kyle BUCKLEY (QLD)	Yamaha YZF-R6	1:31.417	1
3:17.375	78	Michael BLAIR (NSW)	Yamaha YZF-R6	1:31.054	1
3:45.624	97	Joshua CUMING (QLD)	Yamaha YZF-R6	1:19.597	2
3:57.279	68	Mitch LEVY (NSW)	Suzuki GSX-R	1:19.259	2
4:00.230	65	Hudson PITT (SA)	Suzuki GSX-R	1:17.355	2
4:29.276	83	Kyle BUCKLEY (QLD)	Yamaha YZF-R6	1:16.113	2
4:32.692	78	Michael BLAIR (NSW)	Yamaha YZF-R6	1:15.317	2
5:43.416	83	Kyle BUCKLEY (QLD)	Yamaha YZF-R6	1:14.140	3
6:46.537	2	Daniel FALZON (SA)	Yamaha YZF-R6	1:13.657	4
6:56.841	83	Kyle BUCKLEY (QLD)	Yamaha YZF-R6	1:13.425	4
7:00.003	78	Michael BLAIR (NSW)	Yamaha YZF-R6	1:13.075	4
8:12.912	78	Michael BLAIR (NSW)	Yamaha YZF-R6	1:12.909	5
9:25.765	78	Michael BLAIR (NSW)	Yamaha YZF-R6	1:12.853	6
10:38.337	78	Michael BLAIR (NSW)	Yamaha YZF-R6	1:12.572	7

\*\*\* ALL RIDERS QUALIFY / TOP 13 RIDERS PROGRESS TO SUPERPOLE \*\*\*

The results are provisional until the end of the time limit for protests and appeals.


Chief Time Keeper - Scott Laing

Clerk of Course - Tom Williams



Computime Race Timing Systems Pty Ltd © 1996  
Licensed to Computime Race Timing Systems  
[www.computime.com.au](http://www.computime.com.au)

**COMPUTIME RACE TIMING SYSTEMS PTY LTD**  
9 Timber Lane, Glen Waverley, Vic 3150. Ph : 0418 17 13 17  
E-mail : [scott@computime.com.au](mailto:scott@computime.com.au)





2013



# Round 3 : Queensland Raceway : June 14 - 16

## SUPERSPORT Qualifying 1

Date: 15/06/13  
Event: Q02  
Weather: Sunny - Temp: 16.3C  
Track: Dry - Temp: 20.3C

Started at: 09:20:37  
Laps: 30 Min  
Starters: 25  
Printed at: 9:55

### PROVISIONAL BEST PARTIAL TIMES

Pos	Name	Split 1		Split 2		Split 3		LAP	Ideal	Fastest
		Time	Name	Time	Name	Time	Name			
1	M. BLAIR	24.312	M. BLAIR	31.631	L. BURGESS	16.522	M. BLAIR	1:12.572	1:12.572	
2	L. BURGESS	24.388	R. TAYLOR	31.910	C. QUINN	16.566	L. BURGESS	1:12.906	1:13.091	
3	K. BUCKLEY	24.425	D. FALZON	31.940	M. BLAIR	16.629	R. TAYLOR	1:13.039	1:13.155	
4	R. TAYLOR	24.428	A. WAGNER	31.962	R. TAYLOR	16.701	A. WAGNER	1:13.301	1:13.373	
5	C. SPRIGGS	24.466	L. BURGESS	31.996	A. WAGNER	16.755	K. BUCKLEY	1:13.425	1:13.425	
6	D. FALZON	24.485	H. PITT	32.126	K. BUCKLEY	16.827	C. SPRIGGS	1:13.488	1:13.809	
7	B. CLARKE	24.536	M. LOCKART	32.133	C. SPRIGGS	16.837	C. QUINN	1:13.589	1:13.676	
8	A. GOBERT	24.580	K. BUCKLEY	32.173	A. QUINN	16.841	B. CLARKE	1:13.650	1:13.725	
9	A. WAGNER	24.584	L. MARTIN	32.178	B. CLARKE	16.862	D. FALZON	1:13.657	1:13.657	
10	A. JONES	24.597	C. SPRIGGS	32.185	A. GOBERT	16.918	H. PITT	1:13.735	1:13.772	
11	H. PITT	24.689	A. QUINN	32.226	H. PITT	16.920	A. GOBERT	1:13.793	1:13.853	
12	C. QUINN	24.696	A. HOOGENBOEZE	32.245	A. JONES	16.973	A. JONES	1:13.933	1:14.133	
13	L. MARTIN	24.737	B. CLARKE	32.252	M. LOCKART	17.004	L. MARTIN	1:14.009	1:14.495	
14	T. BRYDEN	24.798	A. GOBERT	32.295	A. MORRIS	17.008	A. QUINN	1:14.022	1:14.126	
15	A. QUINN	24.955	C. QUINN	32.327	A. HOOGENBOEZE	17.073	M. LOCKART	1:14.093	1:14.093	
16	M. LOCKART	24.956	A. MORRIS	32.349	T. BRYDEN	17.076	A. HOOGENBOEZ	1:14.335	1:14.348	
17	A. MORRIS	25.003	A. JONES	32.363	L. MARTIN	17.094	A. MORRIS	1:14.360	1:14.360	
18	A. HOOGENBOEZE	25.017	T. BRYDEN	32.627	D. MAYES	17.120	T. BRYDEN	1:14.501	1:14.616	
19	D. MAYES	25.075	M. LEVY	32.674	D. FALZON	17.232	M. LEVY	1:15.032	1:15.280	
20	M. LEVY	25.094	D. MAYES	32.994	M. LEVY	17.264	D. MAYES	1:15.189	1:15.227	
21	M. BAKER	25.160	M. BAKER	33.185	M. BAKER	17.297	M. BAKER	1:15.642	1:15.662	
22	J. KOPPE	25.381	M. COOTE	33.276	J. KOPPE	17.298	J. KOPPE	1:16.407	1:16.729	
23	M. COOTE	25.805	J. CUMING	33.549	M. COOTE	17.389	M. COOTE	1:16.470	1:16.774	
24	J. CUMING	25.883	J. KOPPE	33.728	J. CUMING	17.757	J. CUMING	1:17.189	1:17.454	
25	D. ROUGHLEY	26.081	D. ROUGHLEY	34.572	D. ROUGHLEY	17.908	D. ROUGHLEY	1:18.561	1:18.947	

\*\*\* ALL RIDERS QUALIFY / TOP 13 RIDERS PROGRESS TO SUPERPOLE \*\*\*

The results are provisional until the end of the time limit for protests and appeals.

Chief Time Keeper - Scott Laing

Clerk of Course - Tom Williams



Computime Race Timing Systems Pty Ltd © 1996  
Licensed to Computime Race Timing Systems  
[www.computime.com.au](http://www.computime.com.au)

**COMPUTIME RACE TIMING SYSTEMS PTY LTD**  
9 Timber Lane, Glen Waverley, Vic 3150. Ph : 0418 17 13 17  
E-mail : [scott@computime.com.au](mailto:scott@computime.com.au)

